

WEIGHT CLASS

9 TONNE

| TB290-2 |



COMPACT EXCAVATOR

takeuchi
Japanese for Reliability

Takeuchi's New 9 tonne Excavator - brings powerful excavating and breakout force

The TB290-2 combines all the proven characteristics of Takeuchi excavators - smooth hydraulics, powerful machine performance and good serviceability.

Takeuchi's TB290-2 is a proven powerful excavator ideal for major groundworks and earthmoving now complete with Stage V compliant engine for low emission zones. The TB290-2 is powered by a Yanmar DPF turbocharged engine that develops more power and greater torque along with a well proven, high performance Kawasaki hydraulic system with improved power, cycle times and efficiency.

The new model is part of Takeuchi's on-going commitment to machine development, environmental efficiency, operator comfort and safety and improved machine ergonomics.

POWERFUL BREAKOUT FORCE & INCREASED REACH

The TB290-2 features massive breakout force 59.1 kN compared to the competition.

The standard long arm provides a ground level reach of 7290mm and digging depth of 4580mm, dump height 5260mm and vertical dig depth 3820mm



On site the TB290-2 offers a powerful hydraulic breakout capability for tough ground conditions.

The TB290-2 offers a Stage V ready alternative for contractors and plant hire companies working in low emission zones.

A powerful addition to the fleet the TB290-2 comfortably provides a 9 tonne operating performance.

On site, Takeuchi are still best known for the most reliability and regarded as a favourite by many operators for both comfort and control. Takeuchi achieve this with highly engineered reliable and touch sensitive controls.

Whatever the application – Takeuchi has a machine to match.

With a reputation for reliability, Japanese build quality makes all the difference.

MAXIMUM ALL DAY COMFORT WITH A NEW STYLED CAB

A larger, stylish cab with, ROPS/FOPS, improved visibility and easier operator accessibility.

Standard features include: top window with sun shade, rain-guard, automatic air conditioning/climate control, MP3 socket, adjustable high back suspension seat and arm rests.



STAGE V READY



ENHANCED FEATURES

Increased Hydraulic performance.

Boom and arm holding valves as standard on the TB290-2, help maintain load control in the event of a hose failure, with audible warning sound.

The TB290-2 comes with factory fitted hydraulic hitch pipework as standard.

Operating attachments is easy and controlled using the variable slider control on the left hand lever.

Auxiliary flows adjustable from the cab control panel.



RELIABLE TRACK DESIGN

Triple flange rollers, maintenance free bearings and larger shaft all add to tracking performance for rough terrain to provide many hours of continuous service.

Automatic track tensioning system - minimises operator downtime and maximises longevity of tracks and rollers.



ROBUST SITE PROTECTION

Cast iron wraparound with 100% steel panels and all round LED lighting.

Hydraulic hoses positioned to prevent damage from attachments.

Dual boom cylinders with hose burst check valve provide added lifting power and additional clearance for bucket and attachments.



PERFORMANCE

- Automatic step-down travel motors provide torque on demand when pushing, climbing, or turning in high speed mode.
- With auto deceleration and alternative working modes, the TB290-2 saves fuel when not required.
- Energy saving hydraulic fan drive for the cooling system.

OPERATION

- Pilot operated joystick controls deliver precise responsive operation.
- Added cab space allows the operator to be comfortable throughout the workday and the large foot pedals fully support the operator's feet when using the travel function.
- Extensive rear camera allows the operator to view obstacles behind the machine for safety.
- Travel Alarms as standard

Maximum Digging Depth 4580mm
 Maximum Dumping Height 5260mm
 Maximum Reach at Ground Level 7290mm
 Maximum Vertical Digging Depth 3820mm
 Maximum Bucket Digging Force 59.1kN
 Maximum Arm Digging Force 36.3kN

OPTIONS

- Steel Tracks Standard 450mm
- Optional Wide Steel Tracks 550mm
- Hydraulic Breaker
- Hydraulic Quick Hitch
- Roof Guard



HEAVY DUTY DOZER

A heavy duty dozer 500mm high with increased operating range comes as standard for efficient on-site finishing and grading with a well protected cylinder.

Two speed tracking with auto step down when dozing.



REDUCED TAIL SWING

The compact TB290-2 features a shorter than average tail swing compared to conventional 9-tonne excavators.


Just 1650mm tail swing radius with a 540mm overhang at 90° to track and rounded corners helps minimise potential machine damage in restricted areas.





MAXIMUM ALL DAY COMFORT WITH A HIGH VISIBILITY CAB

- The TB290-2 has the operator in mind, the large comfortable isolated cab minimises the impact felt.
- With a sliding 10-way adjustable suspended seat, headrest and ergonomically positioned hand and foot controls, plenty of foot room, high capacity automatic climate control, heater and defrost options.
- The TB290-2 offers operators excellent all round visibility; work LED lights as standard, a retractable front window with a removable lower window section, a large skylight with sun shade and a rain-guard for a dryer working environment.
- A well positioned colour visual display unit illuminates active operating switch functions; lift overload, power altitude, auto idle and auxiliary detent. The well protected camera on the back engine hood provides in-cab screen display for added on-site safety.
- Operators can easily select auxiliary preset modes to match all types of attachments. Includes a colour VDU with both operating functions and camera.



TB290-2 SERVICEABILITY

The new styled engine hood and side cover provide unparalleled access to engine and hydraulic components simplifying all aspects of machine maintenance - all accessible at ground level.

- Well positioned hydraulic and fuel tank gauges and hydraulic control valve.
- Easy access electric refuelling pump as standard with auto shut off.
- Side-by-side radiator and hydraulic oil cooler ensures fresh cool air reaches each cooler, improving efficiency and component life. The A/C condenser is mounted on a hinged frame - decreasing inspection and cleaning time.



PROTECT YOUR INVESTMENT

The TB290-2 comes with the new **TSS Takeuchi Security System** as standard.

Only programmed keys allow machine start-up; unprogrammed keys alert the operator via the VDU and alarm. TSS comes with 1 red master key and 3 black user keys as standard, up to 13 black user keys can be programmed for your fleet management.



TFM - TAKEUCHI FLEET MANAGEMENT

Takeuchi Fleet Management (TFM) is designed to help you better manage your fleet and lower your overall operating costs. With TFM monitoring you can check the health of your equipment and prevent costly repairs by keeping track of alerts, hours and much more.

MINIMISE DOWNTIME - proactive monitoring increases machine health, reduces risk and keeps machines running.

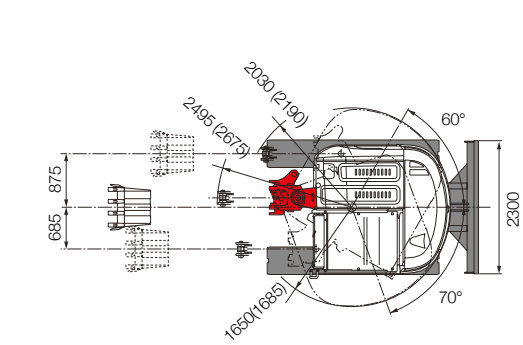
REMOTE DIAGNOSTICS - reduce service trips by remotely capturing run hours and equipment data.

UTILISATION TRACKING - make decisions based on actual machine use.

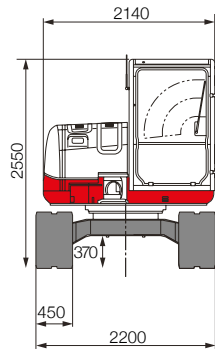
PROACTIVE MAINTENANCE - schedule maintenance based on machine hours; saving time, parts and money.



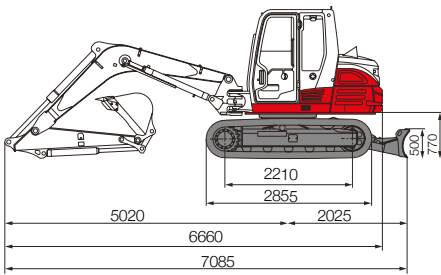
TB290-2 Standard UK Specification: Long Dipper, Mono Boom, Rubber Tracks. (Optional Specification 2-piece Boom)



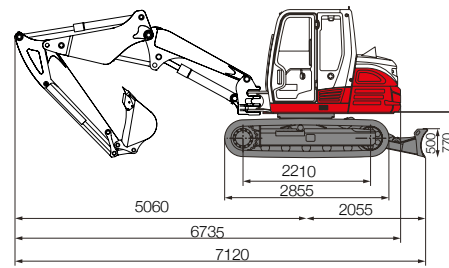
Mono Boom



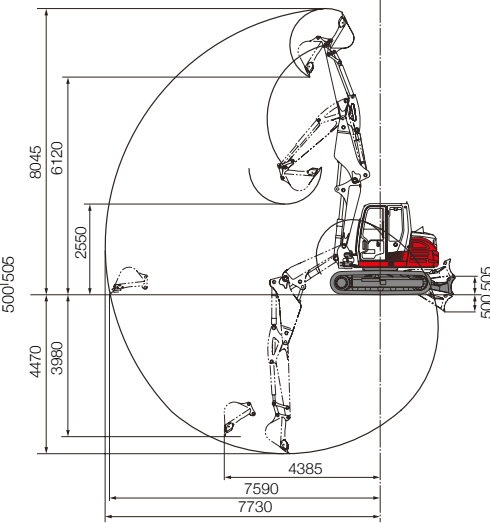
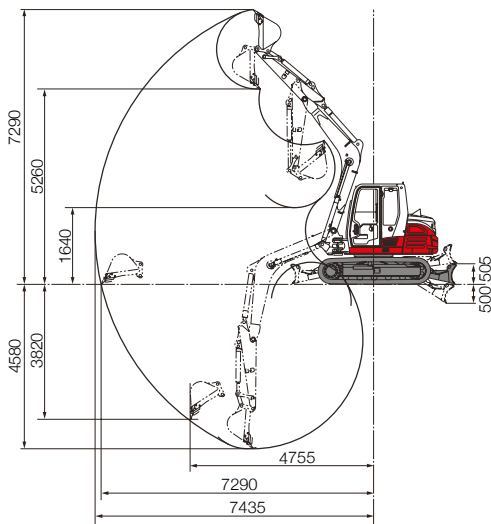
2-piece Boom



Mono Boom




2-piece Boom



All dimensions unless otherwise stated are in millimetres.

For more information locally

call us direct, or contact:



Takeuchi Mfg (UK) Ltd, Unit E2B Kingsway Business Park,
John Boyd Dunlop Drive, Rochdale, Lancashire OL16 4NG
Tel: 01706 657 722 Fax: 01706 657 744

Southern Depot at 20 Colthrop Business Park
Colthrop Lane, Thatcham, Newbury, Berks RG19 4NB
Tel: 01635 877 196 Fax: 01635 877 195

www.takeuchi-mfg.co.uk Email: sales@takeuchi-mfg.co.uk

| Engine | |
|-----------------------|------------------|
| Make | Yanmar |
| Model | 4TNV98CT-WTB DPF |
| Rated Output (kW/rpm) | 51.6/2000 |
| Maximum Torque (Nm) | 308 |
| Cylinders | 4 |
| Displacement (cc) | 3318 |
| Electrical System | 12 Volt 90 A |

| Dimensions & Weight | |
|---------------------------------|-------------|
| Machine weight mono boom (kg) | 8400 |
| Machine weight 2-piece I (kg) | 8715 |
| Overall Length (mm) | 6695 (6735) |
| Width incl. dozer (mm) | 2300 |
| ht (mm) | 2550 |
| Ground Clearance (mm) | 370 |
| Min. radius of machine & attach | 2495 (2675) |
| Slew Radius (mm) | 1650 (1685) |
| Dozer Blade (W x H) (mm) | 2300 x 500 |

| Hydraulic System | |
|------------------|-------------------|
| Pump Type | Kawasaki Variable |
| Auxiliary Flow | 100 |

| Swing System | |
|------------------------|--------------|
| Boom Swing Angle (R/L) | 70°/60° |
| Slew Speed (rpm) | 10.3 |
| Slew Motor | Axial Piston |
| Slew Brake | Disc |

| Undercarriage | |
|--------------------------------|-----------------|
| Traction Motor | Axial Piston |
| Traction Drive | Planetary |
| Traction Brake | Disc |
| Track Width (mm) | 450 |
| Ground Contact Length (mm) | 2210 |
| Ground Pressure (kPa) | 37.6 / 39.1 |
| Travel Speed (k/ph) | 2.6-5 / 2.5-4.8 |
| Maximum Gradeability (degrees) | 35 |

| Capacities | |
|------------------------|------|
| Hydraulic System (l) | 140 |
| Fuel Tank (l) | 128 |
| Engine Lubrication (l) | 10.2 |
| Cooling System (l) | 14 |

| Operating Performance | | | | | | | |
|--|------|---------|------|------|-------|------|------|
| Bucket Digging Force (kN) | 59.1 | | | | | | |
| Long Arm Digging Force (kN) | 36.3 | | | | | | |
| Operating Parameters | | | | | | | |
| | Mono | 2-piece | | | | | |
| Max Digging Depth (mm) | 4580 | 4470 | | | | | |
| Max Dump Height (mm) | 5260 | 7590 | | | | | |
| Max Reach at Ground Level (mm) | 7290 | 7590 | | | | | |
| Max Vertical Digging Depth (mm) | 3820 | 3980 | | | | | |
| Lifting Capacities | | front | rear | side | front | rear | side |
| Max Lift at Full Reach rear/front (daN)* | 897 | 964 | 692 | 721 | 785 | 525 | |
| Max Lift at Full Reach over side (daN)* | 5291 | 5291 | 4688 | 3466 | 3466 | 3466 | |

5/2019

*Lifting; the mass weight of slings / hitches / bucket to be deducted from the rated load to determine the net load that may be lifted.

Takeuchi machines come with a 2 year/2000 hours warranty as standard. Warranty exceptions to 1 year; fuel injection systems, electrical components, paint work.

In accordance with our established policy of constant improvement, we reserve the right to amend these specifications at any time without notice. Photographs shown may feature non-standard equipment.

TAKEUCHI
Japanese for Reliability